



Recommendations for a large-scale naturalistic driving study

Based on PROLOGUE deliverable D4.1

Fridulv Sagberg, Institute of Transport Economics, Oslo

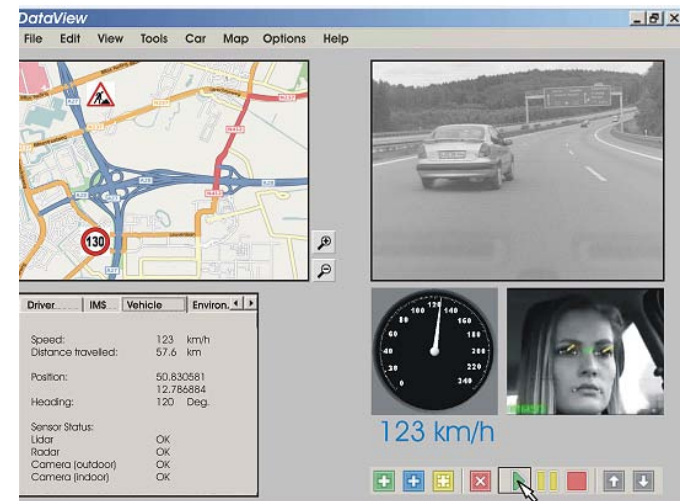
PROLOGUE final workshop, Vienna, June 22, 2011



Outline of presentation



- What is meant by a „large-scale“ study?
- Purpose and added value of European large-scale ND study
- Research topics
- Methodological considerations of large-scale ND study
 - Study design, driver/vehicle sampling
 - Participant recruitment
 - Indicators and measures
 - Data acquisition and data handling
- Legal, ethical and privacy protection issues
- Cost considerations



What is a „large-scale“ ND study?



PROLOGUE

- **It is not** a series of different studies in different regions, using different methodologies and addressing different research questions
 - Total size of the database is not the criterion
- **Common elements** is a necessary requirement for defining *one large-scale study* as different from a series of unrelated studies
 - If different subprojects, the total knowledge base must exceed the sum of the parts
 - What should the common elements be?
 - What are the different options?

Background: Previous ND studies



- Previous large-scale naturalistic driving (ND) research, mainly in the U.S.
 - 100-car study
 - SHRP2
 - Various FOT studies
 - Large-scale data collection by recording equipment vendors (e.g. DriveCam)

VirginiaTech
Invent the Future

My VT | VT News | Giving to Virginia

QUICKLINKS

- Virginia Tech Home
- About Virginia Tech
- Administration
- Applying to Virginia Tech
- Tuition & Financial Aid
- Student Life
- Diversity
- Careers
- Academic Programs
- Research
- Libraries
- Sports at Virginia Tech
- Arts at Virginia Tech

Switzerland
Virginia
Egypt

VTI employs new safety research methods in its 100-Car Study

Researchers at the Virginia Tech Transportation Institute (VTI) are focused on helping keep you and your family safe on the road.

Vehicle crashes are the leading cause of injury-related deaths in the United States for people between the ages of 1 and 65. The high-quality transportation research conducted at VTI could help curtail the more than 40,000 deaths, 2 million injuries, and \$150 billion in losses attributed to crashes each year.

One of VTI's research projects, the 100-Car Naturalistic Driving Study, equipped 100 private vehicles in the Northern Virginia / Washington D.C. area with sophisticated monitoring equipment to record the actions of drivers over a period of about one year. They observed the daily driving habits of the total of 241 volunteer drivers (primary and secondary drivers), who logged some 2 million miles in 42,000 hours of driving.



Power of Video

Black boxes leave you guessing. Video shows you what actually happened on the road and in the cab — and gives you the power to make lasting changes.

[Learn More >](#)

1 2 3 4 5

Why a European ND study?

Added value

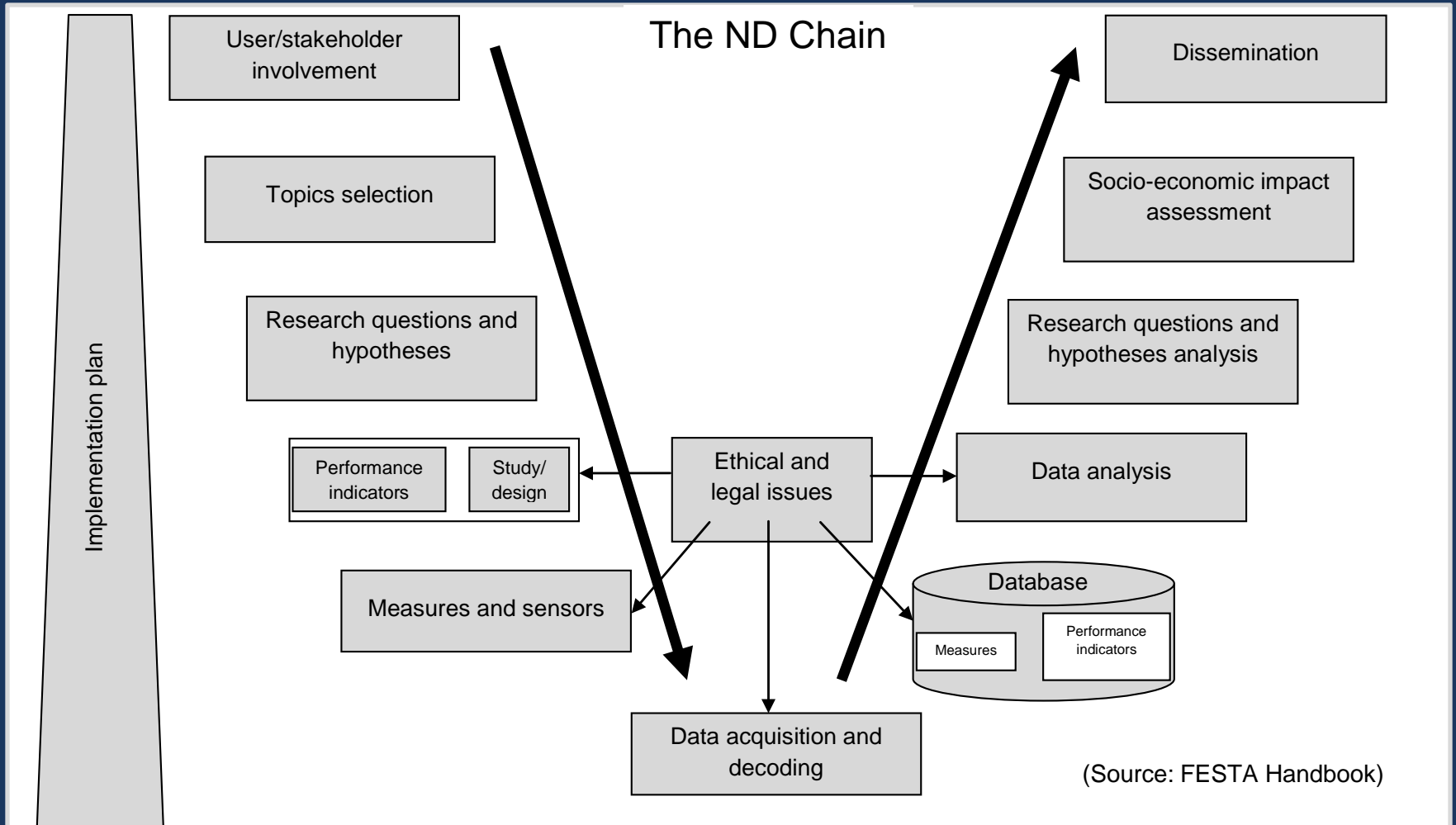


- Large database for analysing **crash-related** behaviour
 - Previous studies too small (except SHRP2)
- Comparisons **across countries**
- Studying implications for **environment** and **traffic management**
- **Vulnerable** road users
- Combining in-vehicle and **site-based** observation data
- More **advanced equipment** for unobtrusive behaviour recording
- Methods for long-term **monitoring** of safety performance indicators



- Two different strategies
 1. Large database for subsequent analyses of **post-hoc** research questions
 - **implicit assumptions** about research topics
 2. Study focusing on a limited number **predefined** research questions
- Choice of strategy has implications for study design
 - Strategy 1 → **random sampling** to obtain representativity
 - Strategy 2 → **targeted sampling** guided by research hypotheses
- Combining 1 and 2 is recommended
 - Stratified sample:
 - Large random sample of general driver population
 - Over-sampling of specific driver/vehicle categories, regions, etc., based on research questions

Phases in large-scale ND study: FESTA „V“ modified



Research topics and questions

- Main area is **road safety**
- Additional areas are **environmental effects** and **traffic management** issues
- On which topics is ND expected to contribute most?



Research topics matrix



Driver-related categories	Driving conditions					
	General research topic or question	Driver background factors and trip characteristics	Road system, road environment, ambient conditions	Vehicle design, equipment and condition	Interaction with other road users; traffic volume	Combination of two or more conditions
Distraction and inattention	<h2>Specific research topics and questions</h2>					
Fatigue, sleepiness, other impairments						
Decision-making, errors, driving style/performance						
Lane change, lane position, lane keeping						
Speed and acceleration						

Research topics matrix, cont'd



Driving conditions

Driver-related categories

General research topic or question

Driver background factors and trip characteristics

Road system, road environment, ambient conditions

Vehicle design, equipment and condition

Interaction with other road users; traffic volume

Combination of two or more conditions

Gap acceptance and headway

Aggressive driving, compliance with regulations

Learning

Multiple behaviours/ states, interactions

Specific research topics and questions

- Not all road safety issues can be adequately studied by ND
 - Effect of being observed
 - ND study participants probably refrain from some violations and other socially deviant behaviour
- Observation of „normal“ risk-related driver behaviour is the primary added value of ND studies
 - Self-reports may be unreliable
 - In-depth studies cannot tell what happened before the crash
 - Direct observation is necessary

Safety: Risk factors and crash surrogate measures



- Identify risk factors and quantify risk
 - Comparing behaviour crashes, near-crashes and other incidents with baseline driving behaviour
 - Exposure data for potential risk factors

- Identify crash proxies
 - Compare behaviour in crashes with near-crashes and other incidents
 - Which indicators are appropriate surrogate measures (proxies) for crashes?
 - A study containing a number of crashes is necessary
 - Once identified by a large-scale study, crash risk indicators may be used as surrogate measures in subsequent studies on a smaller scale

Environmental effects and traffic management



- Eco-driving
 - Background factors influencing **driving style**
 - Effects of different systems for **fuel consumption feedback** on driving behaviour
- Traffic management
 - Implications of **lane** choice and **route** choice
 - What are the main determinants of **driver preferences** regarding road types, traffic conditions, lane choice etc?
 - To what extent do drivers choose the **quickest routes**?
 - Effects of **traffic information** (signs etc.)

Study design: Level of observation technology



Level	Basic driving parameters (e.g. speed, <i>g</i> forces, position)	Trigger-based or continuous video (driver, forward, rear, and/or side views)	Specific additional measures (e.g., eyetracking)
1 (simple)	X		
2 (advanced)	X	X	
3 (very advanced)	X	X	X

Study design: Scale of study



- Scale of study: **Vehicle years**
 - Number of drivers/vehicles
 - Duration of data collection
- Increasing number of drivers/vehicles and duration of study are not equivalent

Study scale and level of observation technology



Sophistication of observation equipment	Specific additional measures	Distraction and inattention Fatigue, sleepiness and other acute impairments		Distraction and inattention in relation to accidents
	Video (Continuous or event triggered)			
	Basic parameters	Speed and acceleration		Exposure
		Small (<5 vehicle years)	Medium	Large (>500 vehicle years)
		Study scale		

A three-level study

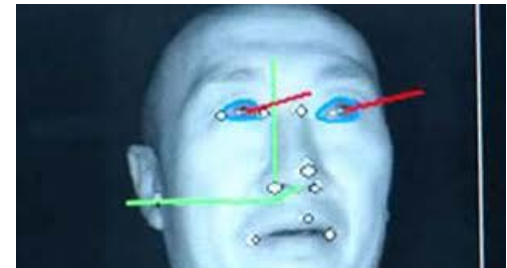
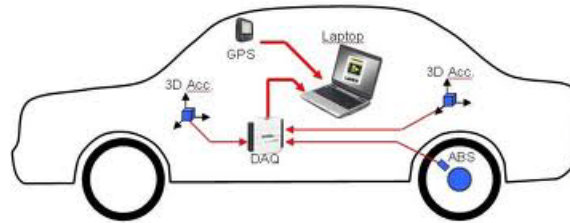


PROLOGUE

1. A large-size sample (e.g. 1000 drivers for two years) with recording of basic driving parameters
2. A medium-sized subsample (e.g. 100 drivers for two years) with additional video recording, and maybe some vehicle variables recorded from vehicle CAN-bus
3. A small sub-subsample (e.g. 25 drivers for two years) with additional advanced recording of a wide range of measures, including video, eyetracking, more CAN-bus variables, on-site recording etc.

- Incentives for participants
 - Monetary compensation per time unit, plus bonus at the end (100-car study)
 - Bonus important to prevent dropout during study
 - Detailed information to participants is important (background for signing Informed Consent Form)
 - Results feedback after completion of study

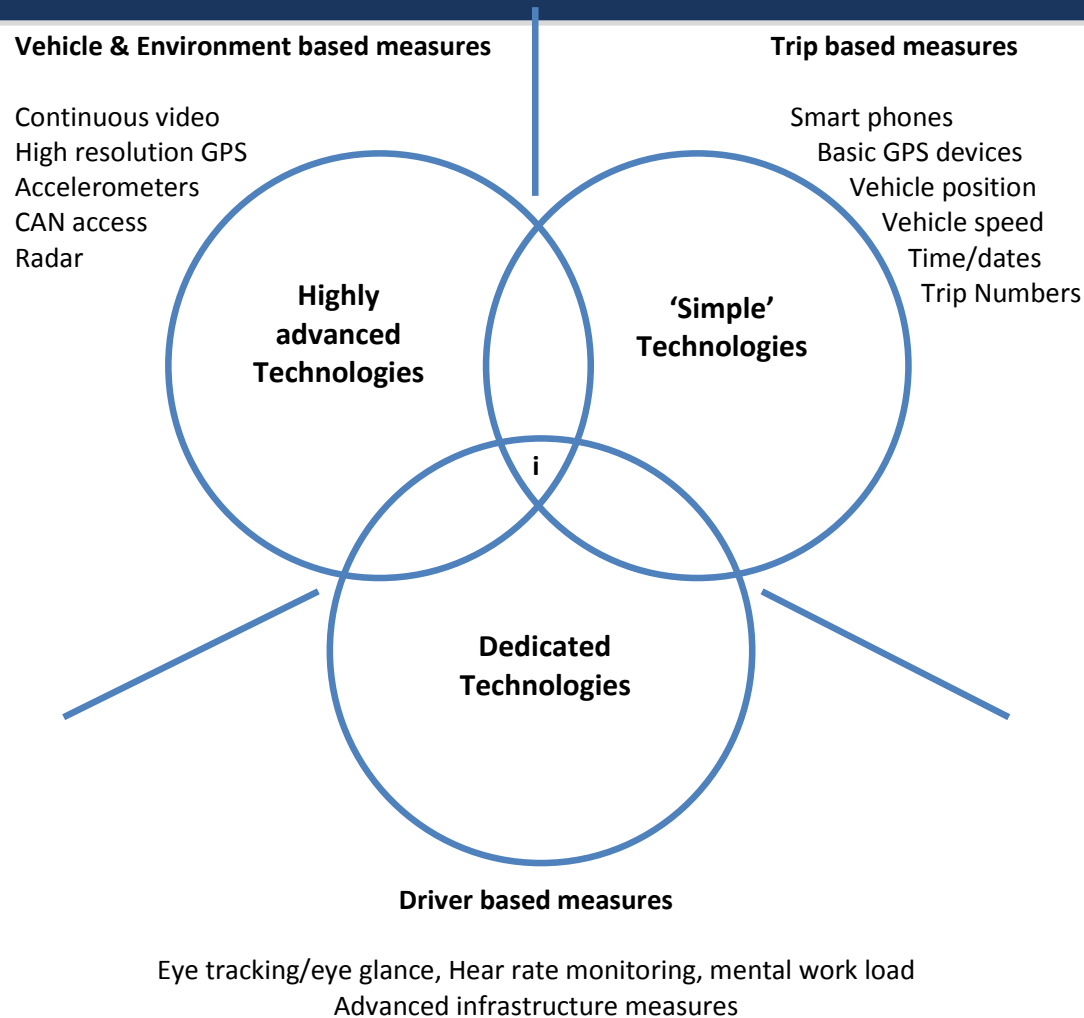
- What are the relevant **performance** and **situational indicators**?
- Which **measures** are important to compute those indicators?
- What kind of **equipment** is needed?



Measures and technology



PROLOGUE



Data collection and transfer

Requirements and recommendations

- Requirements/Recommendations
 - Unobtrusive recording
 - Equipment must not interfere with normal function of vehicle
 - Effortless transfer of data – preferably without active participation of the driver (wireless transfer is recommended when possible)



- Adding various time and position coded data to the primary database afterwards
 - Vehicle
 - Driver
 - Road (environment)
 - Traffic conditions



Ethical, legal and privacy protection issues



PROLOGUE

- Drivers must be fully informed about what is recorded
- Individual participant not to be identified in public data or results
- Data not available for criminal prosecution
- Right to withdraw at any time, and to demand deletion of data
- Passengers must not be identified from video
- Sound recordings (interesting for research!) have to be masked to protect passenger privacy

- Above recommendations to be adapted to possible differences in national legislation

Cost considerations



Sophistication of observation equipment	Specific additional measures	120 K€	1 400 K€	14 000 K€
	Video Continuous or event triggered	24,5 K€	650 K€	6 500 K€
	Basic parameters	9 K€	220 K€	2 200 K€
		Small (<5 vehicle years) <i>e.g. 25 vehicles for 2 months</i>	Medium <i>e.g. 100 vehicles for 2 years</i>	Large (>500 vehicle years) <i>e.g. 1000 vehicles for 2 years</i>
		Study scale		

Deliverable D4.1



www.prologue-eu.eu